




Oak; Past, Present & Future

Sustainability







SOURCING & SEASONING



Growth Rings space outwards from the heartwood, indicating each year's growth.

The slower the growth, the tighter the ring or 'grain'

Running perpendicular to the Growth Ring is the 'Medullary Ray', longitudinal fibres filled with Tylose lignin that creates the impervious nature of *Quercus Alba* & *Quercus Petraea* et al.

French Oak has a finer amount of Tylose's, hence the reason it has traditionally been 'split' to remain on the quarter.


Allegheny Plateau (PA)

Appalachia (West Virginia/Ohio/Kentucky)

Shenandoah Valley (Virginia)

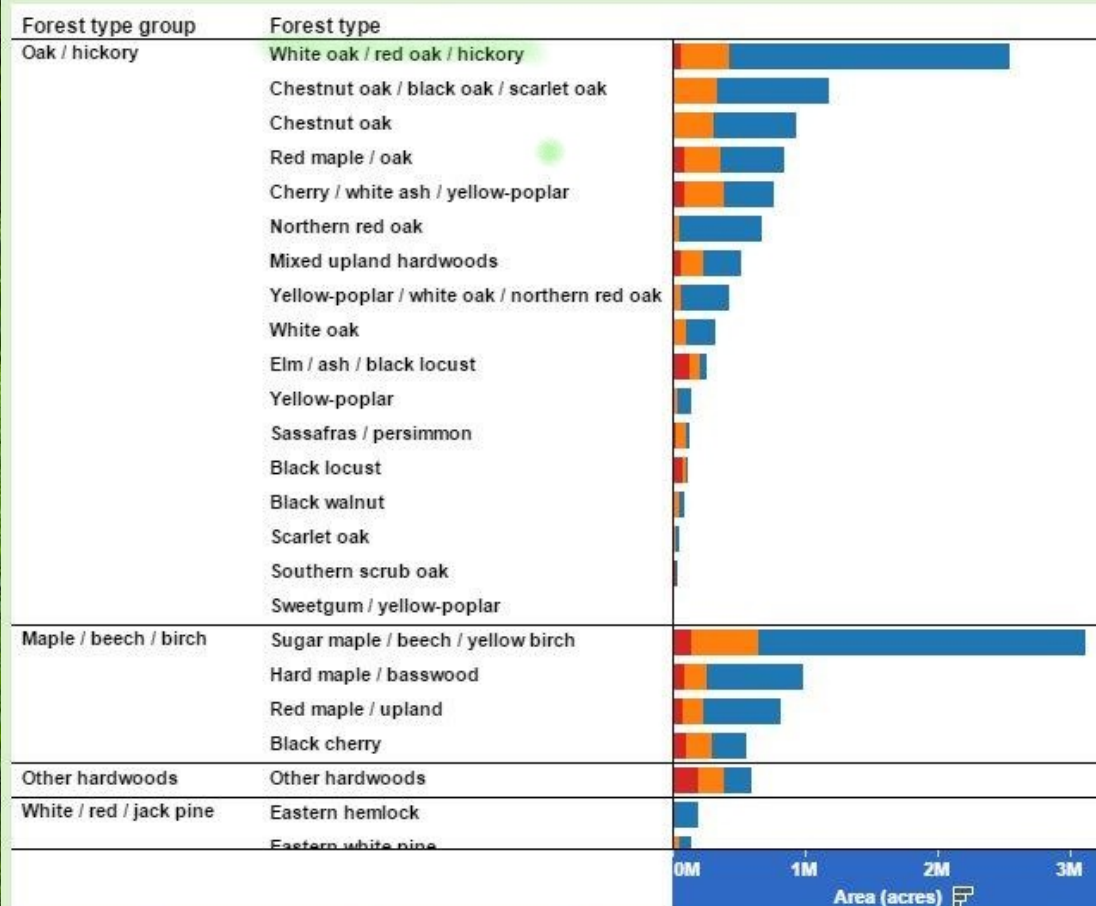
Susquehanna Valley/Brandywine Valley (Eastern PA & Northern Maryland)

Southern Tier (New York)



Forest/timberland area by forest type group (all filters apply)

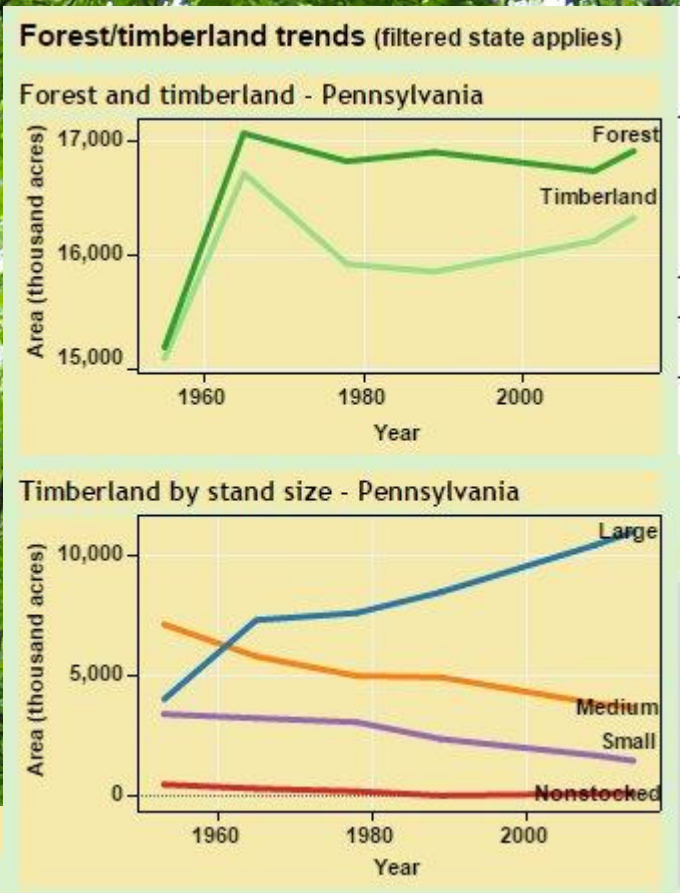
*hover on column headings for more options



Stand size: ■ Nonstocked ■ Small ■ Medium ■ Large

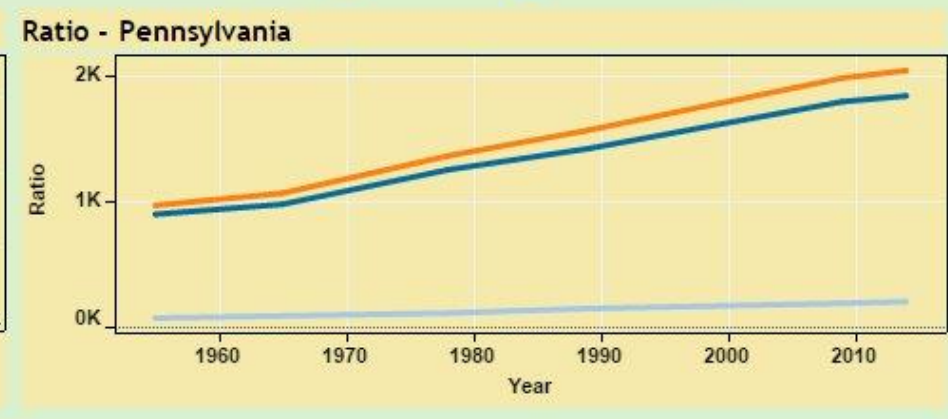
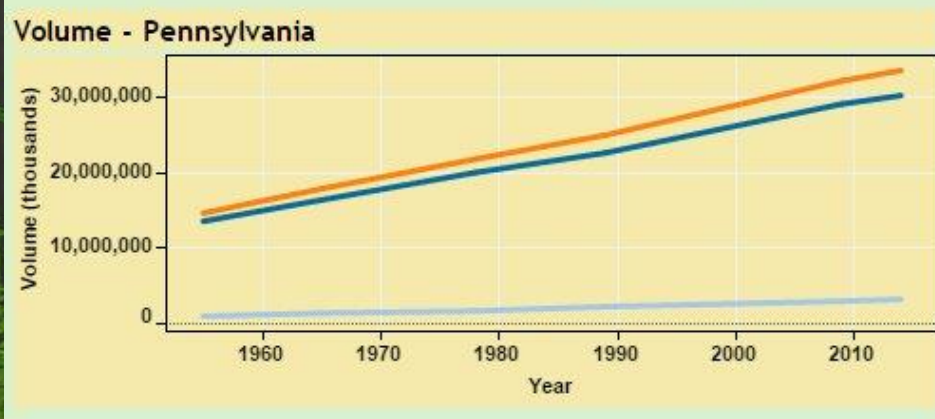
Inventory comparison *hover over estimate for more info

Species group or species	Pennsylvania 2009	Pennsylvania 2014
Loblolly and shortleaf pines	1,210,123	
Other eastern hard hardwoods	1,762,357,873	1,911,602,605
Other eastern soft hardwoods	4,531,237,791	4,911,070,785
Other eastern softwoods	164,584,863	207,725,837
Other red oaks	1,488,993,512	1,511,018,894
Other white oaks	2,590,815,833	2,630,857,682
Other yellow pines	339,079,047	293,735,921
Select red oaks	3,408,152,450	3,782,302,746
Select white oaks	1,704,105,837	1,753,552,455
Soft maple	6,673,184,211	7,051,059,209
Spruce and balsam fir	44,529,067	44,491,484
Sweetgum	15,446,160	17,592,087
Tupelo and blackgum	286,523,287	320,377,412
Yellow birch	314,157,753	364,691,516
Yellow-poplar	1,674,713,975	1,844,543,713
Grand Total	35,793,086,224	38,214,472,345




Timberland trends for State I - choose volume and/or ratio type (filter by condition not applicable) *removals and net growth include land use change

Volume type: Ratio: ■ All species ■ Hardwoods ■ Softwoods










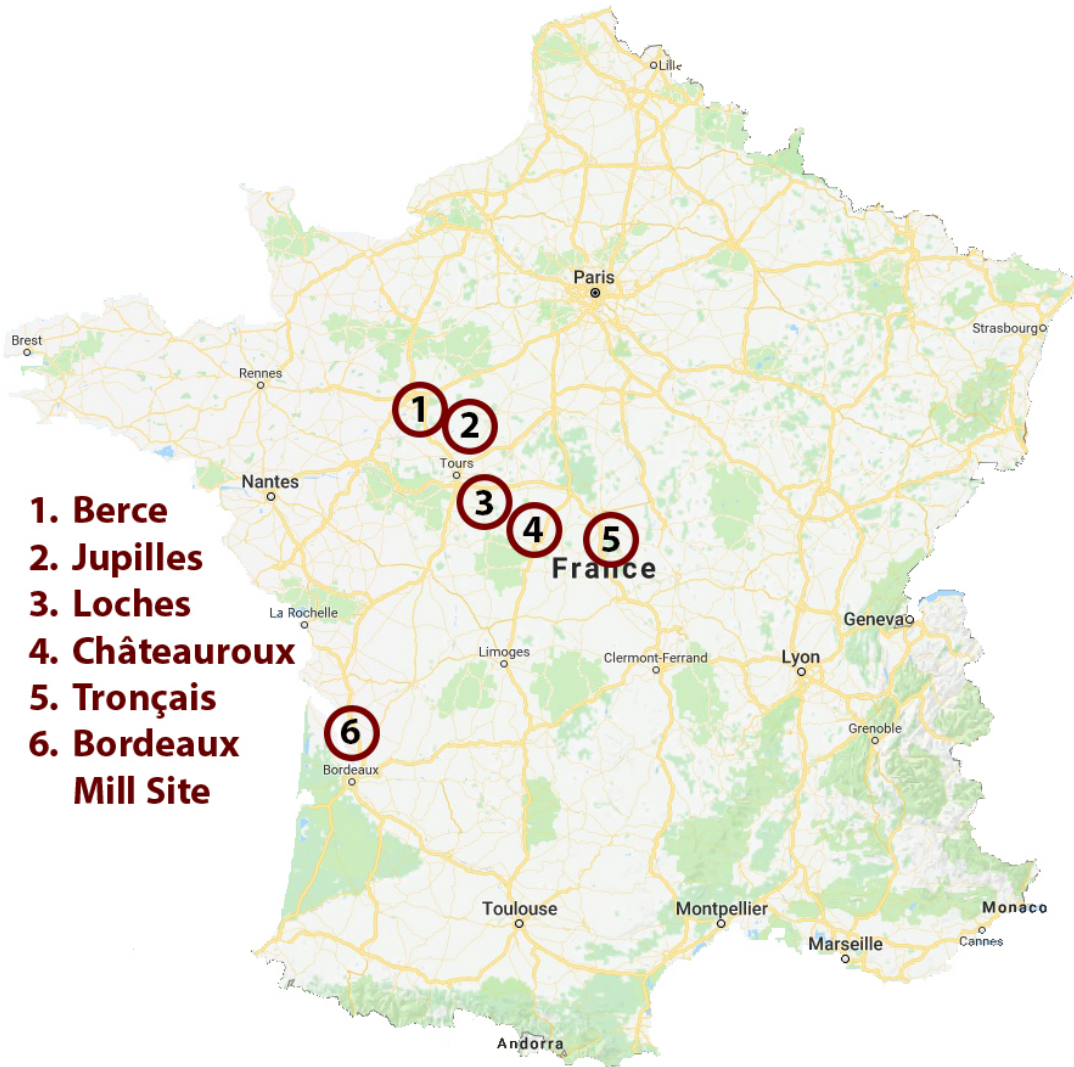













- 1. Berce**
- 2. Jupilles**
- 3. Loches**
- 4. Châteauroux**
- 5. Tronçais**
- 6. Bordeaux Mill Site**





- 1. Centre of France**
- 2. Allier**
- 3. Burgundy Seasoning Site**


















Production

- Completion of Seasoning & Machining
- Grading/Raising
- Bending & Toasting











241
4,950
35.5 GALL. PER POK
LTRS 22,503

CELLAR 2

242
4,950
35.5 GALL. PER POK
LTRS 22,503

243
4,950
35.5 GALL. PER POK
LTRS 22,503

